

Welcome to First Citizens Online Banking

Follow the steps below to amend a Payee

Log into your personal online banking account from www.firstcitizenstt.com



The screenshot shows the First Citizens Trinidad and Tobago website. The browser address bar displays <https://www.firstcitizenstt.com/index.html>. The website features a green navigation menu with categories: ABOUT US, PERSONAL BANKING, COMMERCIAL BANKING, CORPORATE BANKING, INVESTMENTS, WEALTH MANAGEMENT, EASY BANKING, and MY LIFESTYLE. A prominent banner for 'easy banking' includes the text 'Help Us to Serve You Better! By updating your contact details' and a 'Click here for details' button. Below the banner, there are three main sections: 'Online Banking' with a login form, 'Links' with various service links, and 'News and Notices' with a list of recent updates.

Online Banking

Userid
123456

Password

[Create news for First Citizens Credit Card Customers](#)

[Forgot your password?](#)

[Validation of Transactions](#)

[TT EXCHANGE RATES](#)

[MUTUAL FUND RATES](#)

[FIRST CITIZENS SHARE PRICE](#)

[PERSONAL CUSTOMER AGREEMENTS](#)

[BUSINESS CUSTOMER AGREEMENTS](#)

[DEBIT CARD TRANSACTION QUERY](#)

News and Notices

- [Annual Report 2019](#)
- [Notice - Temporary Downtime of First Citizens Mobile Banking](#)
- [The Deadline Date For The Acceptance Of The Cotton \\$100 Notes Is December 31, 2019](#)
- [Audited Consolidated Financial Statements 30 September 2019](#)
- [Centralized Collections Unit Vehicles and Properties for Sale](#)

Log in using your User ID/CIF and password

Select the "My Payments" tab

The screenshot shows the First Citizens Online Banking dashboard. The browser address bar displays the URL: firstcitizenstt.net/customerDashboard.do?16b6ea11e8d9a691a4c7140b2b9efff65e8e913fdb1b0f1247c6d2c49d1fd66f=deab2b6ec0b5fb109bebaaa2e14b29b3&16b... The navigation menu includes: My Home, My Services, My Messages, My Calendar, Transfer Funds, My Payments (circled in red), Open Accounts, and My Investments. The main content area features a header: "Good Afternoon Online Banking & Telebanking Test" with a sub-header: "Last login Monday 20 January 2020 at 8:36 am". Below this are two panels: "Accounts" and "Transactions".

Accounts		
Deposit Accounts		
Account	Available	Current
Statement Savings - ***5808	\$11.00	\$11.00

Date	Account	Description	Amount
2020-01-07	***5808	Deposit	\$1.00

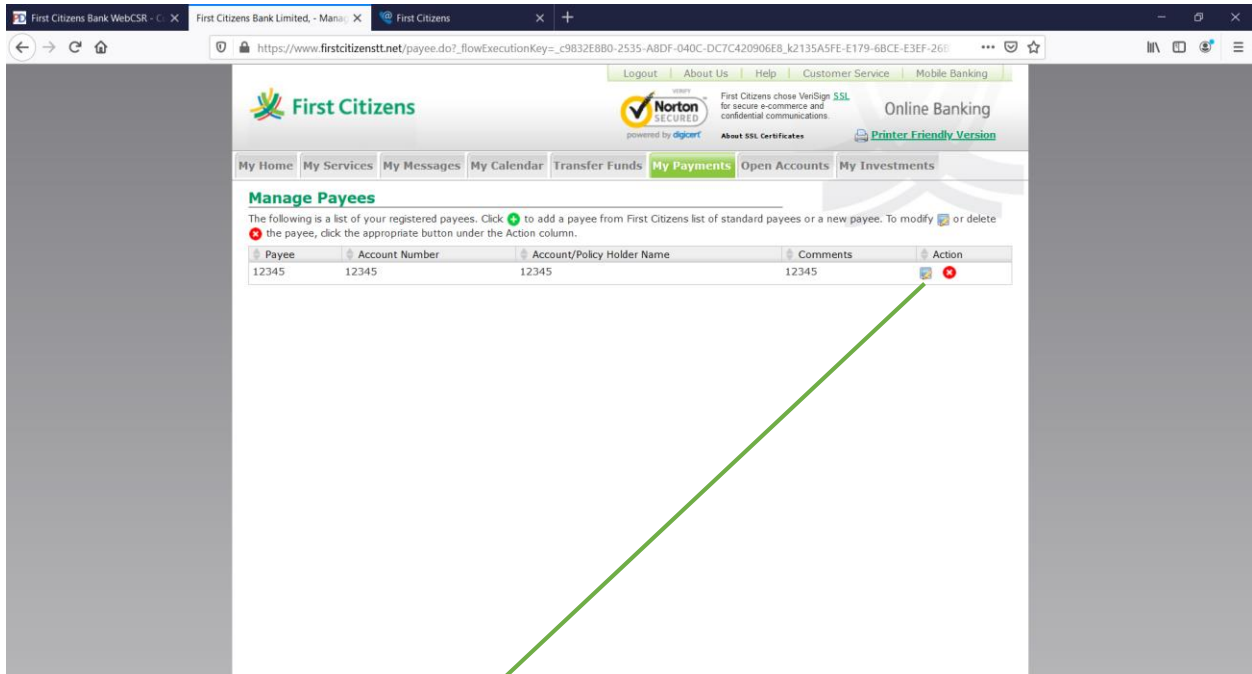
Select "Manage Payees" from the drop-down menu

The screenshot shows the First Citizens Online Banking dashboard with the "My Payments" tab selected. A dropdown menu is open, showing options: Manage Payees (circled in red), Payments, Standard Payee Payments, Custom Payee Payments, and Pending Payments. The "Accounts" and "Transactions" panels are visible below the menu.

Accounts		
Deposit Accounts		
Account	Available	Current
Statement Savings - ***5808	\$11.00	\$11.00

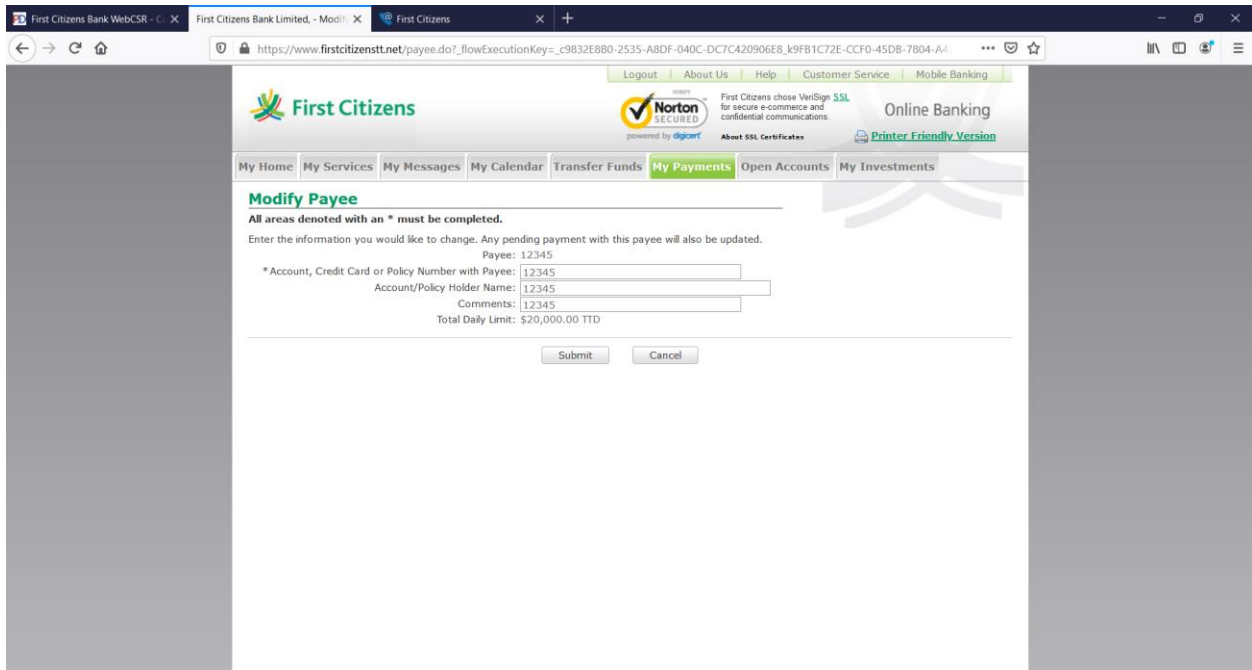
Date	Account	Description	Amount
2020-01-07	***5808	Deposit	\$1.00

https://www.firstcitizenstt.net/payee.do?16b6ea11e8d9a691a4c7140b2b9efff65e8e913fdb1b0f1247c6d2c49d1fd66f=af8c85450e47e9c7b88651ed98de565b

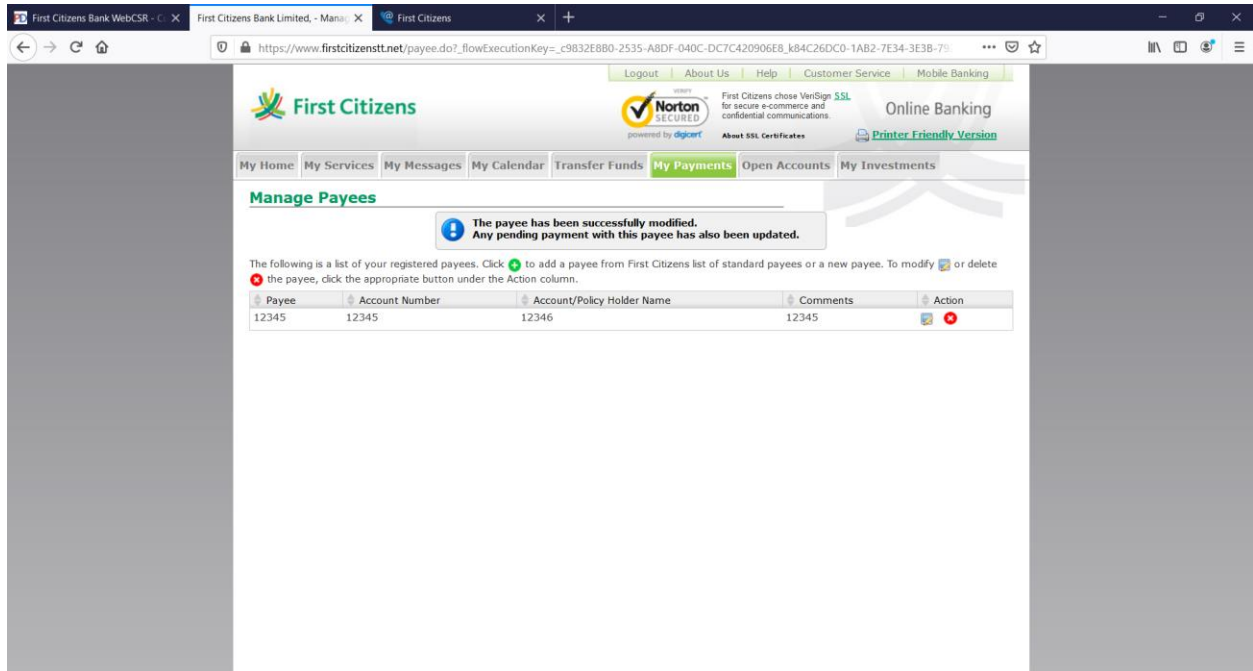


To modify a “Payee”, click the edit icon  to change details of your listed payee

Enter changes and click the “Submit” button




Once the “Payee” was successfully modified/updated. Please note, pending payment(s) to this payee will also be updated



You may now proceed to make payments to the amended payee.

For any concerns or queries, kindly:

- Send us a Secure Message or
- Email at channelsupport@firstcitizenstt.com or

Chat with us via our Webchat service available every day from 6am to 10pm. To access Webchat, click on  located on the First Citizens website, www.firstcitizenstt.com